



GOVERNMENT OF INDIA
MINISTRY OF LABOUR & EMPLOYMENT
LABOUR BUREAU

'CLEREMONT', SHIMLA-171004
DATED: 29 April, 2022

F.No. 5/1/2021-CPI

Press Release

Consumer Price Index for Industrial Workers (2016=100) – March, 2022

The Labour Bureau, an attached office of the M/o Labour & Employment, has been compiling Consumer Price Index for Industrial Workers every month on the basis of retail prices collected from 317 markets spread over 88 industrially important centres in the country. The index is compiled for 88 centres and All-India and is released on the last working day of succeeding month. The index for the month of March, 2022 is being released in this press release.

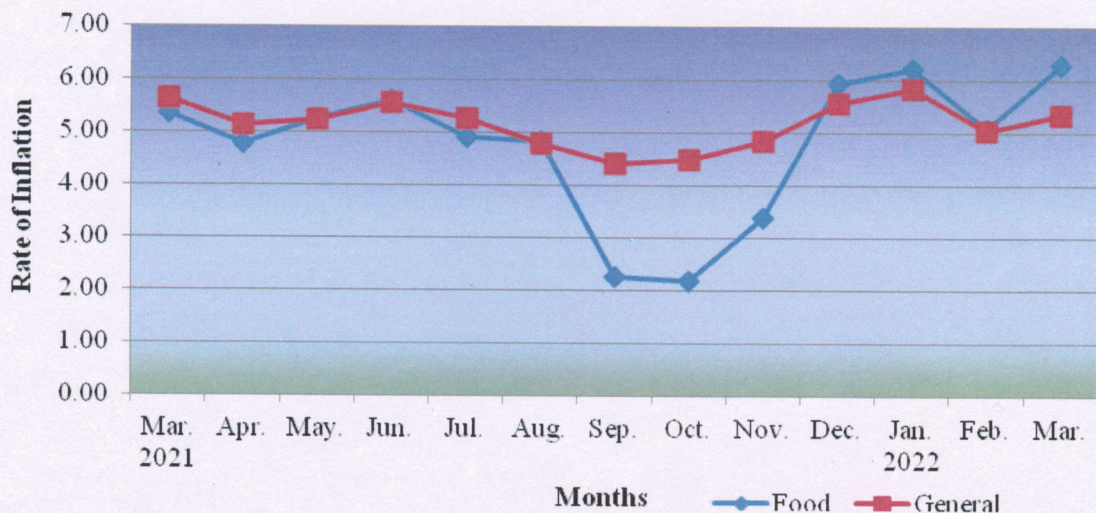
The All-India CPI-IW for March, 2022 increased by 1.0 point and stood at 126.0 (one hundred twenty six). On 1-month percentage change, it increased by 0.80 per cent with respect to previous month compared to an increase of 0.50 per cent recorded between corresponding months a year ago.

The maximum upward pressure in current index came from Food & Beverages group contributing 0.59 percentage points to the total change. At item level, Buffalo-Milk, Cow-Milk, Poultry/chicken, Sunflower oil, Soyabean oil, Palm oil, Apple, Ragi, Peas, Radish, Chili green, Lemon, Potato, Mango, Foreign liquor, Coriander, Cumin/Jeera, Tea Leaf, Saree Cotton, Cooking Gas, Petrol, Telephone/ Mobile Charges etc. are responsible for the rise in index. However, this increase was largely checked by Onion, Tomato, Kundru, Brinjal, Cabbage, Carrot, Cauliflower, Gourd, Egg-Hen, Water melon, Grapes, Beat root, etc. putting downward pressure on the index.

At centre level, Sangrur recorded a maximum increase of 6.3 points followed by Labac-Silchar and Angul-Talchar with 5.8 and 5.4 points respectively. Among others, 2 centres recorded increase between 4 to 4.9 points, 4 centres between 3 to 3.9 points, 8 centres between 2 to 2.9 points, 20 centres between 1 to 1.9 points and 39 centres between 0.1 to 0.9 points. On the contrary, Salem recorded a maximum decrease of 1.1 points. Among others, 11 centres recorded decrease between 0.1 to 0.9 points.

Year-on-year inflation for the month stood at 5.35 per cent compared to 5.04 per cent for the previous month and 5.64 per cent during the corresponding month a year before. Similarly, Food inflation stood at 6.27 per cent against 5.09 per cent of the previous month and 5.36 per cent during the corresponding month a year ago.

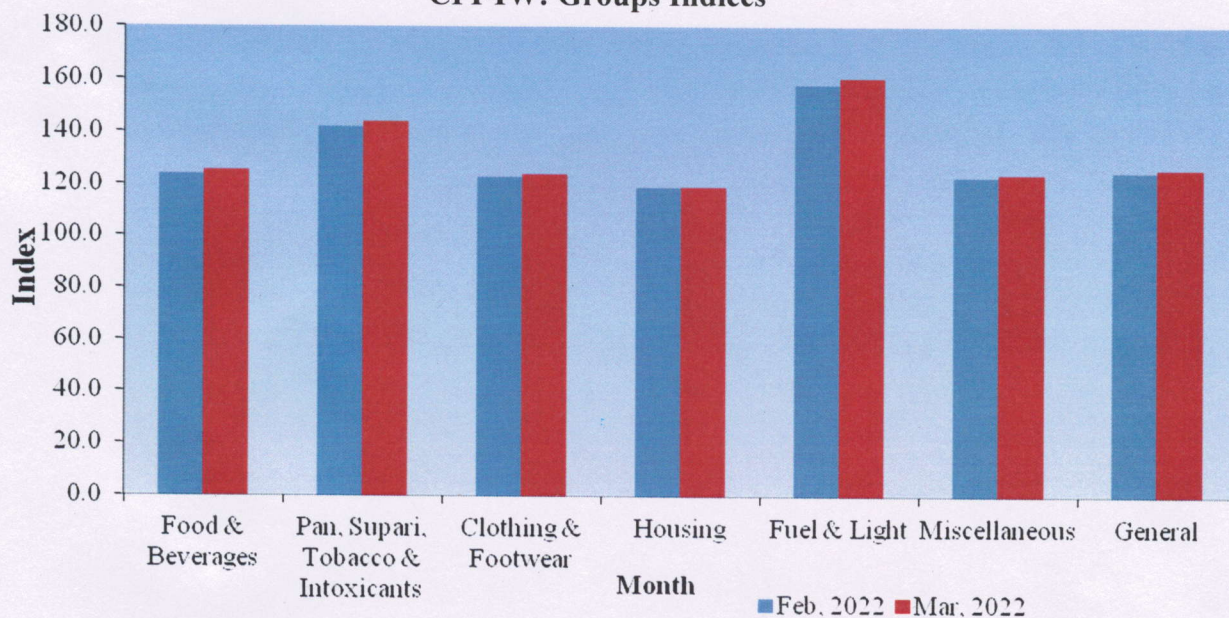
Y-o-Y Inflation based on CPI-IW (Food and General)




All-India Group-wise CPI-IW for February, 2022 and March, 2022

Sr. No.	Groups	February, 2022	March, 2022
I	Food & Beverages	123.9	125.4
II	Pan, Supari, Tobacco & Intoxicants	142.1	144.1
III	Clothing & Footwear	123.2	123.9
IV	Housing	118.9	118.9
V	Fuel & Light	158.6	160.6
VI	Miscellaneous	123.1	123.9
	General Index	125.0	126.0

CPI-IW: Groups Indices



The next issue of CPI-IW for the month of April, 2022 will be released on Tuesday, 31st May, 2022. The same will also be available on the office website www.labourbureaunew.gov.in.


 (Shyam Singh Negi)
 Deputy Director General